


WaterGate®



THE HIGH-STRENGTH LEAF GUARD FOR YOUR GUTTERS

- No more leafy gutters
 - Easy to install
 - Suits tile or corrugated roofing
 - Long life Zinalume, won't crack or warp
- Simply clips in and hides away - won't spoil the look of your house
- Reduces fire risk, helps prevent clogged and overflowing gutters
 - Convenient 10 metre packs
- Australian made by Fielders, 100% Australian-owned manufacturers of high quality roofing since 1900



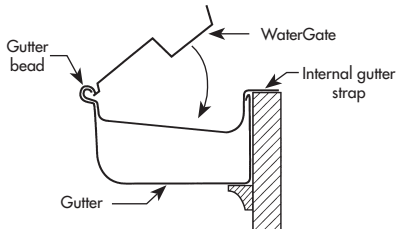
FINISH ON TOP WITH FIELDERS

Checklist before you buy WaterGate® leaf guard

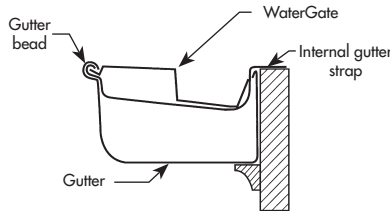
- Your house has standard 125mm wide guttering
- Roof overhang is about 5cm into the gutter
- Pair of tin snips for trimming
- Thick gloves for protection

How to install your WaterGate®

Before a new roof is installed

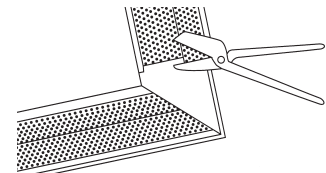


1. Insert the small 'v' shaped end of WaterGate into the gutter's outer edge bead.



2. Lower WaterGate until it sits on the internal gutter straps.

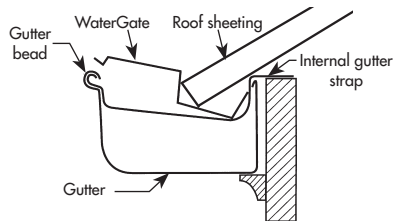
3. Insert further lengths as per Step 1, allowing a 25mm overlap.



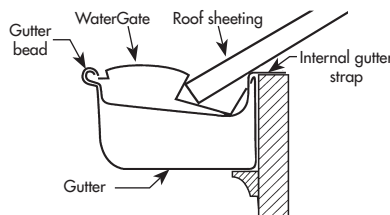
4. At gutter corners, cut to 45 degrees with tin snips and butt together.

On an existing roof & guttering

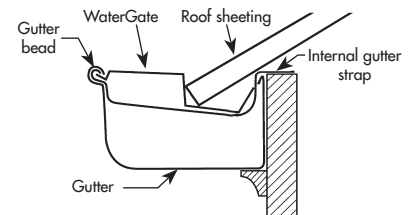
- For a tiled roof, simply slide back one row of tiles to expose the entire gutter and proceed as above for new roofing, sliding tiles back into place when finished
- On an Existing Steel Roof:



1. Position WaterGate as shown so the flat edge slips up under the roof's edge and is supported beneath by the internal gutter straps.

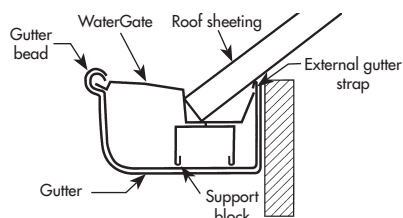


2. Wearing heavy gloves, compress the WaterGate by hand, by pushing it against the back of the gutter.



3. This will allow you to insert the outer 'v' shaped edge into the gutter's outer edge bead, clipping the WaterGate securely in place.

Guttering with external brackets



Support blocks are available from WaterGate stockists. Position support blocks one metre apart and follow diagram on left hand side for new or existing guttering.

Remember you will need tin snips and gloves to install WaterGate.



FINISH ON TOP WITH FIELDERS

Phone Fielders First 1800 182 255 www.fielders.com.au

ADELAIDE · MELBOURNE · SYDNEY · PERTH · BRISBANE · DARWIN